

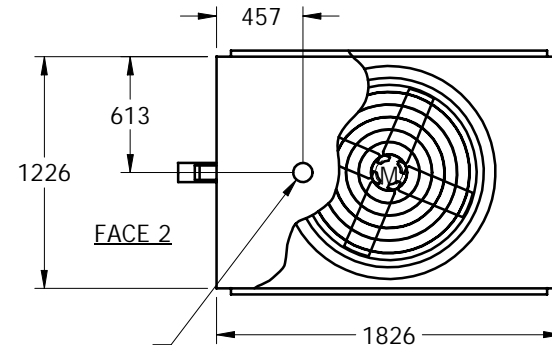
EVAPCO, INC.



UNIT	CLOSED CIRCUIT COOLER	MODEL #	ATWB 9-7M12-Z	SCALE	NTS	DWG. #	W2040606-MRE-RS	REV.		DATE	5/19/2024	SERIAL #	
------	-----------------------	---------	---------------	-------	-----	--------	-----------------	------	--	------	-----------	----------	--

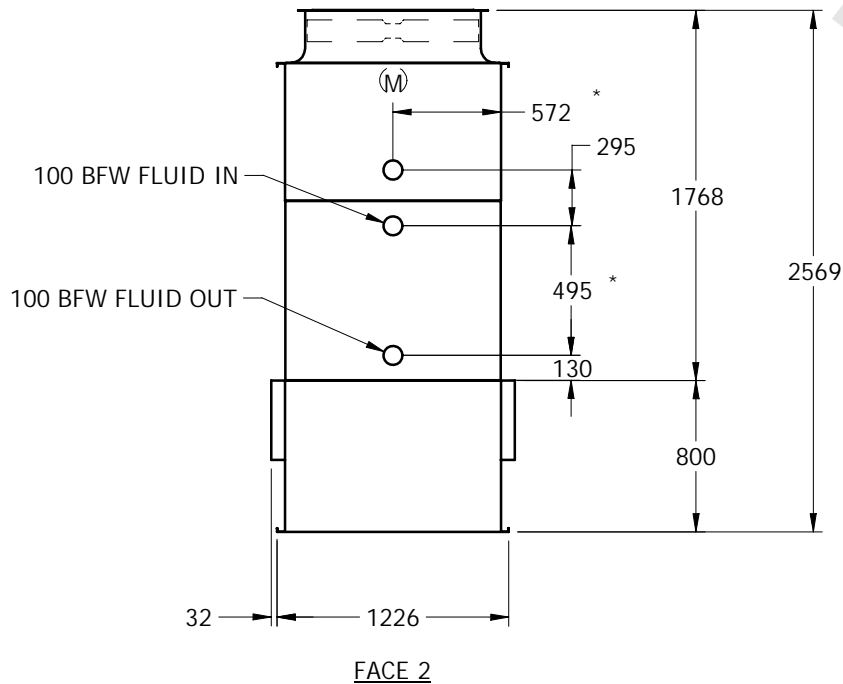
NOTES:

1. (M)- FAN MOTOR LOCATION
2. HEAVIEST SECTION IS UPPER SECTION
3. MPT DENOTES MALE PIPE THREAD
FPT DENOTES FEMALE PIPE THREAD
BFW DENOTES BEVELED FOR WELDING
4. + UNIT WEIGHT DOES NOT INCLUDE ACCESSORIES (SEE SEPARATE DRAWINGS FOR ACCESSORIES)
5. 19mm DIA. MOUNTING HOLES. REFER TO RECOMMENDED STEEL SUPPORT DRAWING
6. THE SPRAY PUMP SHOULD BE SIZED FOR 9 L/S AND 14 kPa AT THE INLET CONNECTION
7. *- APPROXIMATE DIMENSIONS DO NOT USE FOR PRE-FABRICATION OF CONNECTING PIPING

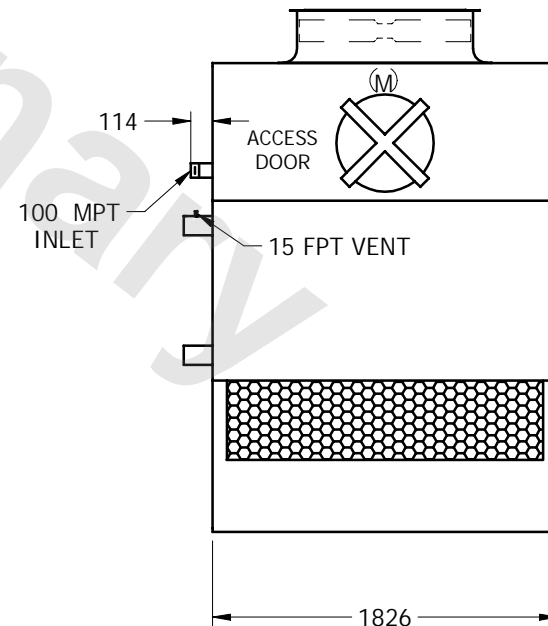


BOTTOM OUTLET

FACE 1
PLAN VIEW



FACE 2



FACE 1

SHIPPING WEIGHT	1220	kg +	OPERATING WEIGHT	1750	kg	HEAVIEST SECTION WEIGHT	1015	kg	NO. OF SHIPPING SECTIONS	2
-----------------	------	------	------------------	------	----	-------------------------	------	----	--------------------------	---