

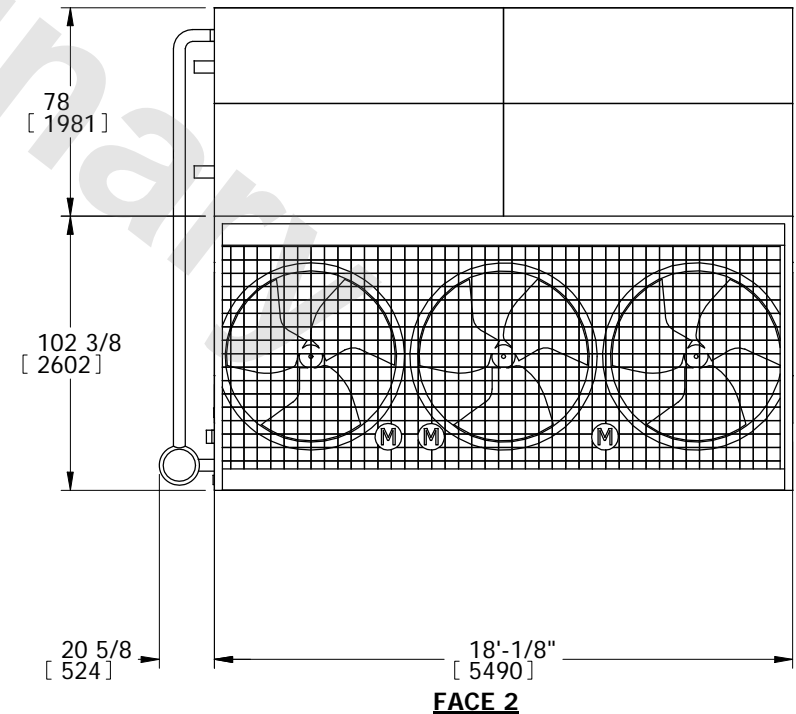
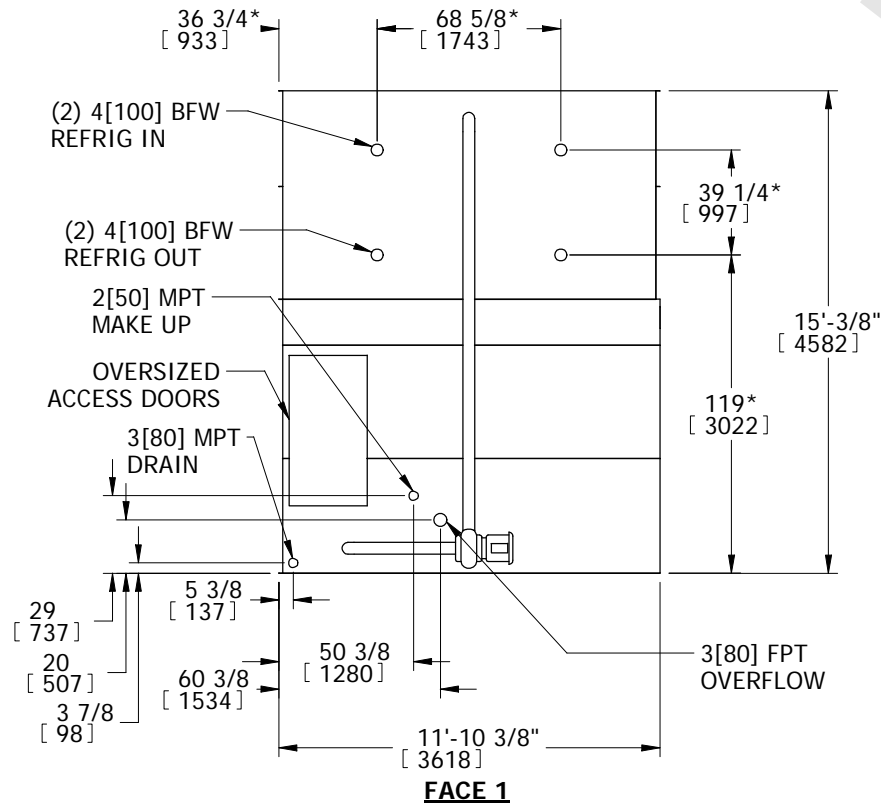
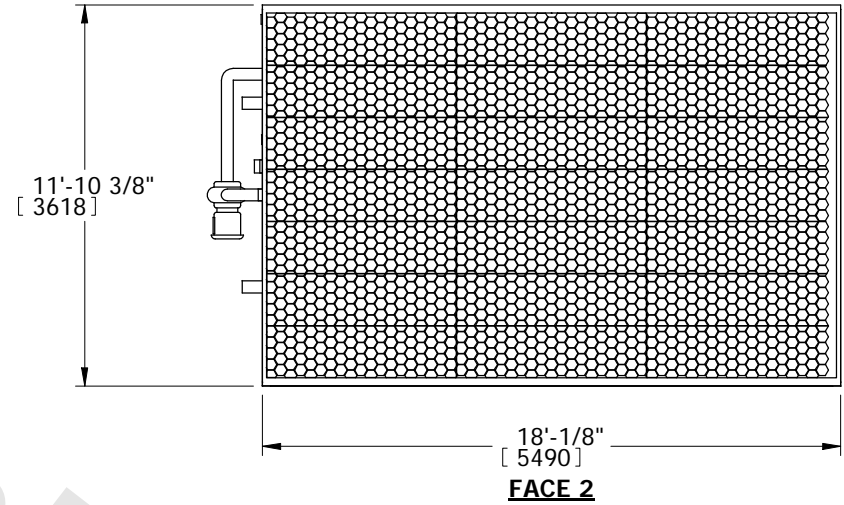
# EVAPCO, INC.



UNIT	MODEL #	SCALE	DWG. #	REV.	DATE	SERIAL #
EVAPORATIVE CONDENSER	PMCQ-815	N.T.S.	CQ121810-DRA-ST	-	4/19/2024	

- NOTES:
1. (M)- FAN MOTOR LOCATION
  2. HEAVIEST SECTION IS UPPER SECTION
  3. MPT DENOTES MALE PIPE THREAD  
FPT DENOTES FEMALE PIPE THREAD  
BFW DENOTES BEVELED FOR WELDING
  4. +UNIT WEIGHT DOES NOT INCLUDE  
ACCESSORIES (SEE ACCESSORY DRAWINGS)
  5. 3/4" DIA. MOUNTING HOLES. REFER TO  
RECOMMENDED STEEL SUPPORT DRAWING.
  6. MAKE-UP WATER PRESSURE  
20 psi MIN [137 kPa], 50 psi MAX [344 kPa]
  7. \*-APPROXIMATE DIMENSIONS DO NOT USE  
FOR PRE-FABRICATION OF CONNECTING  
PIPING
  8. DIMENSIONS LISTED AS FOLLOWS: ENGLISH IN  
[METRIC] [mm]

**FACE 1  
PLAN VIEW**



SHIPPING WEIGHT	31100 lbs+ [14107] kg+	OPERATING WEIGHT	38720 lbs+ [17563] kg+	HEAVIEST SECTION WEIGHT	21930 lbs+ [9947] kg+	NO. OF SHIPPING SECTIONS	2
-----------------	------------------------	------------------	------------------------	-------------------------	-----------------------	--------------------------	---