

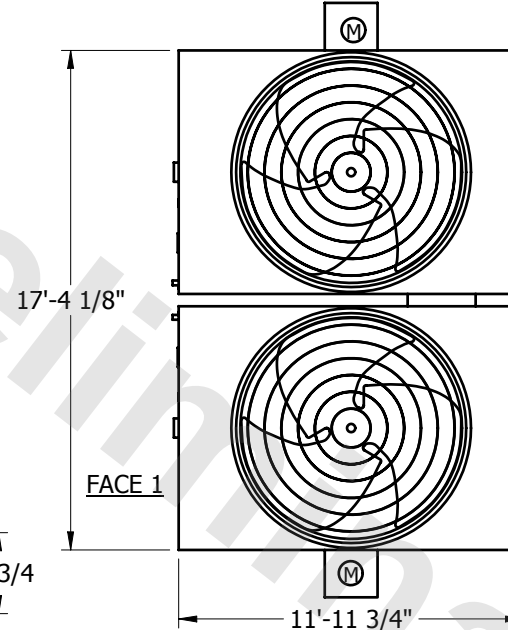
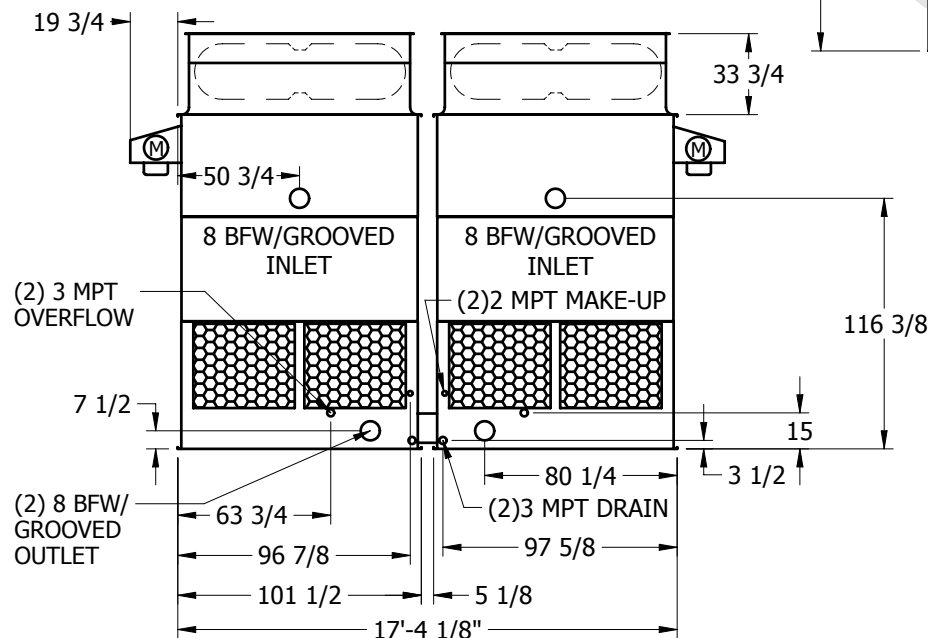
EVAPCO, INC.



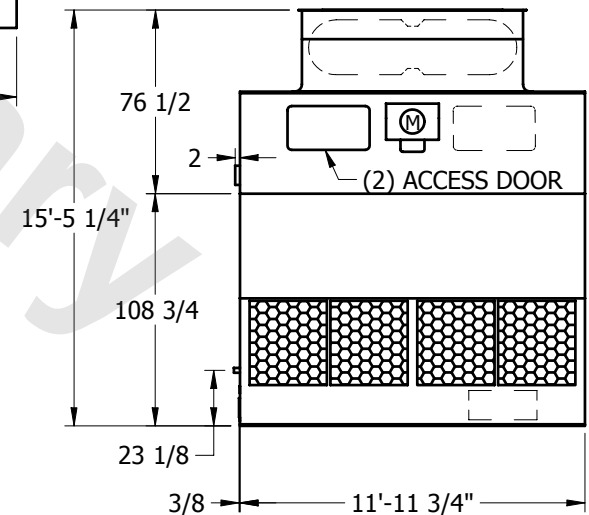
| | | | | | | | | | | | | | |
|------|---------------|---------|----------------|-------|-----|--------|-----------------|------|--|------|-----------|----------|--|
| UNIT | COOLING TOWER | MODEL # | eco-LRWB 3-2H6 | SCALE | NTS | DWG. # | RP171248-ERA-LF | REV. | | DATE | 5/20/2024 | SERIAL # | |
|------|---------------|---------|----------------|-------|-----|--------|-----------------|------|--|------|-----------|----------|--|

NOTES:

1. (M) - FAN MOTOR LOCATION
2. HEAVIEST SECTION IS LOWER SECTION
3. MPT DENOTES MALE PIPE THREAD
FPT DENOTES FEMALE PIPE THREAD
BFW DENOTES BEVELED FOR WELDING
4. + UNIT WEIGHT DOES NOT INCLUDE ACCESSORIES (SEE SEPARATE DRAWINGS FOR ACCESSORIES)
5. 3/4" DIA. MOUNTING HOLES. REFER TO RECOMMENDED STEEL SUPPORT DRAWING
6. MAKE-UP WATER PRESSURE-20 psi MIN, 50 psi MAX
7. PAN EQUALIZER SUPPLIED BY EVAPCO AND SHIPPED LOOSE FOR FIELD INSTALLATION BY OTHERS



PLAN VIEW



FACE 1

FACE 2

| | | | | | | | | | | |
|-----------------|-------|--------|------------------|-------|------|-------------------------|------|------|--------------------------|---|
| SHIPPING WEIGHT | 11900 | lbs. + | OPERATING WEIGHT | 19620 | lbs. | HEAVIEST SECTION WEIGHT | 3220 | lbs. | NO. OF SHIPPING SECTIONS | 4 |
|-----------------|-------|--------|------------------|-------|------|-------------------------|------|------|--------------------------|---|