

EVAPCO, INC.

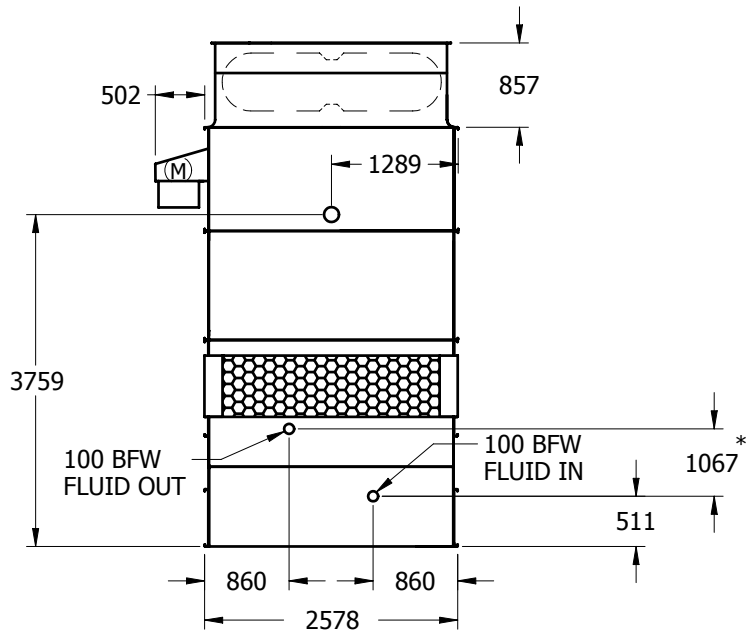
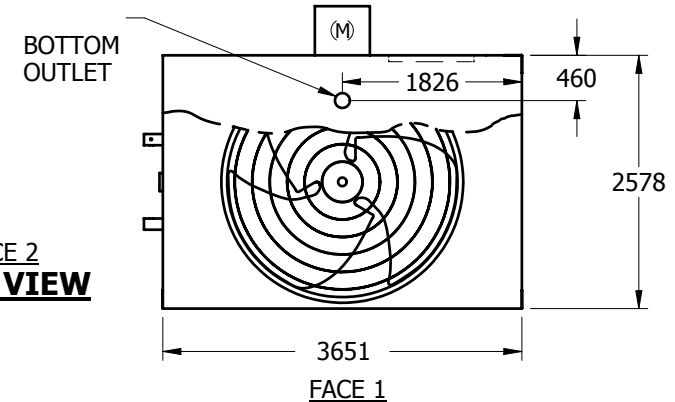


UNIT	CLOSED CIRCUIT COOLER	MODEL #	eco-LRWB 3-2H6	SCALE	NTS	DWG. #	WZ09123612-MRA-SLSR	REV.		DATE	5/20/2024	SERIAL #	
------	------------------------------	---------	----------------	-------	-----	--------	---------------------	------	--	------	-----------	----------	--

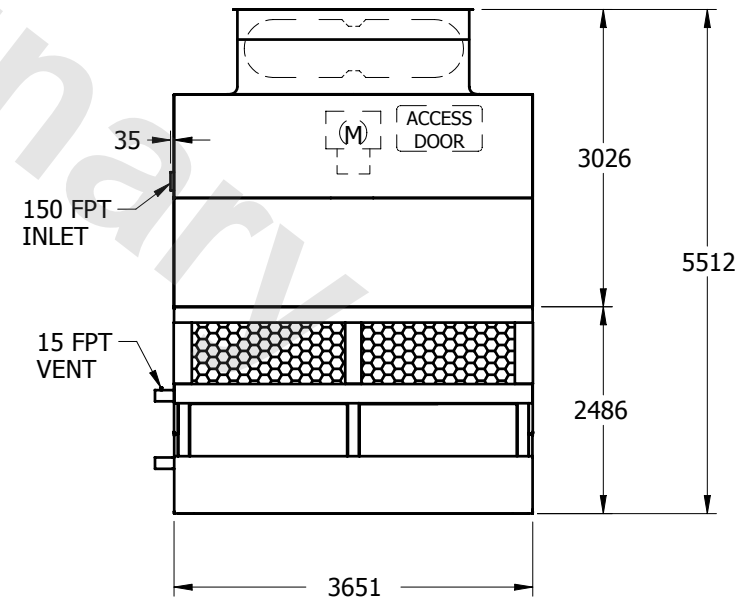
NOTES:

1. (M) - FAN MOTOR LOCATION
2. HEAVIEST SECTION IS LOWER SECTION
3. MPT DENOTES MALE PIPE THREAD
FPT DENOTES FEMALE PIPE THREAD
BFW DENOTES BEVELED FOR WELDING
4. + UNIT WEIGHT DOES NOT INCLUDE ACCESSORIES (SEE SEPARATE DRAWINGS FOR ACCESSORIES)
5. 19mm DIA. MOUNTING HOLES. REFER TO RECOMMENDED STEEL SUPPORT DRAWING
6. THE SPRAY PUMP SHOULD BE SIZED FOR 50 L/S AND 28 kPa AT THE INLET CONNECTION
7. * - APPROXIMATE DIMENSIONS DO NOT USE FOR PRE-FABRICATION OF CONNECTING PIPING
8. SERIES FLOW CROSSOVER PIPING PROVIDED INTERNALLY

**FACE 2
PLAN VIEW**



FACE 2



FACE 1

SHIPPING WEIGHT	6170	kg +	OPERATING WEIGHT	8130	kg	HEAVIEST SECTION WEIGHT	4450	kg	NO. OF SHIPPING SECTIONS	2
-----------------	------	------	------------------	------	----	-------------------------	------	----	--------------------------	---