

CONFIDENTIAL

This document is the property of Evapco, Inc. It should not be copied or disclosed without prior written authorization.

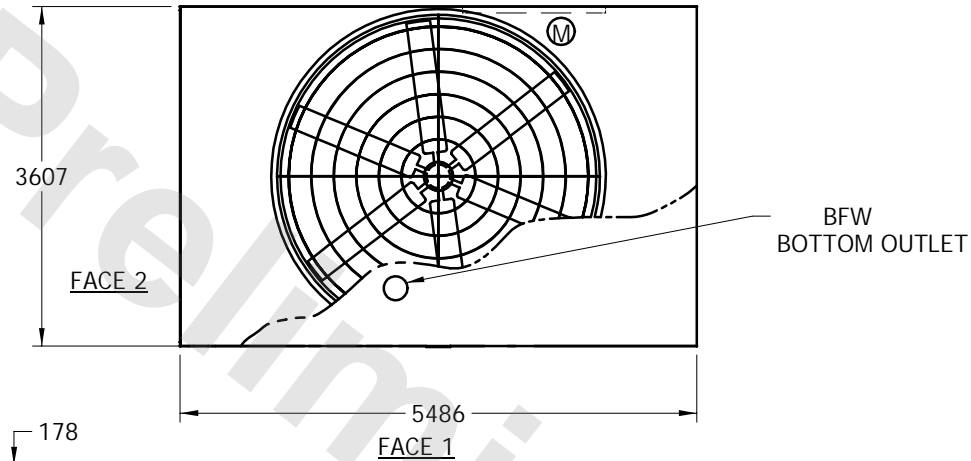
EVAPCO, INC.



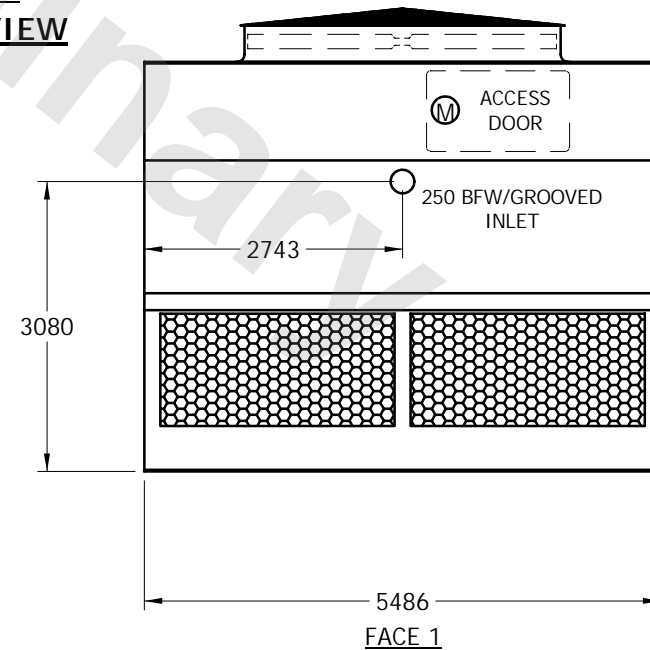
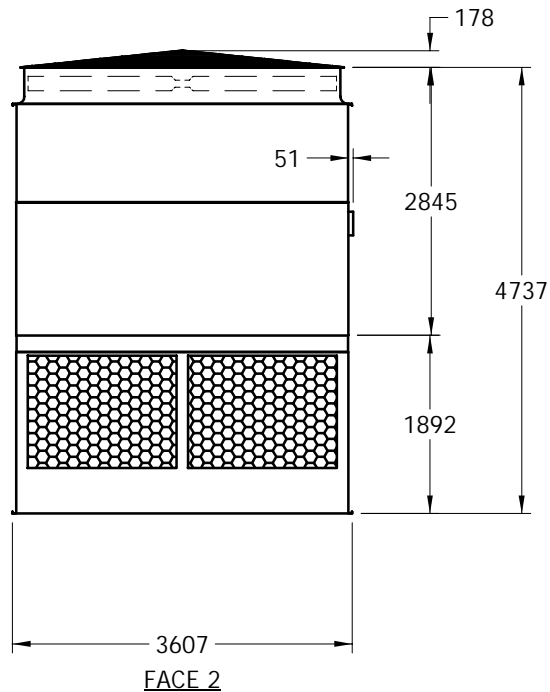
| | | | | | | | | | | | | | |
|------|---------------|---------|-----------|-------|-----|--------|-----------------|------|--|------|-----------|----------|--|
| UNIT | COOLING TOWER | MODEL # | PMC-1006E | SCALE | NTS | DWG. # | T2121836-MRB-RS | REV. | | DATE | 5/19/2024 | SERIAL # | |
|------|---------------|---------|-----------|-------|-----|--------|-----------------|------|--|------|-----------|----------|--|

NOTES:

1. (M) - FAN MOTOR LOCATION
2. HEAVIEST SECTION IS UPPER SECTION
3. MPT DENOTES MALE PIPE THREAD
FPT DENOTES FEMALE PIPE THREAD
BFW DENOTES BEVELED FOR WELDING
4. + UNIT WEIGHT DOES NOT INCLUDE ACCESSORIES (SEE SEPARATE DRAWINGS FOR ACCESSORIES)
5. 19mm DIA. MOUNTING HOLES. REFER TO RECOMMENDED STEEL SUPPORT DRAWING



PLAN VIEW



| | | | | | | | | | | | |
|-----------------|------|----|---|------------------|------|----|-------------------------|------|----|--------------------------|---|
| SHIPPING WEIGHT | 5255 | kg | + | OPERATING WEIGHT | 6965 | kg | HEAVIEST SECTION WEIGHT | 3640 | kg | NO. OF SHIPPING SECTIONS | 2 |
|-----------------|------|----|---|------------------|------|----|-------------------------|------|----|--------------------------|---|