

**CONFIDENTIAL**

This document is the property of Evapco, Inc. It should not be copied or disclosed without prior written authorization.

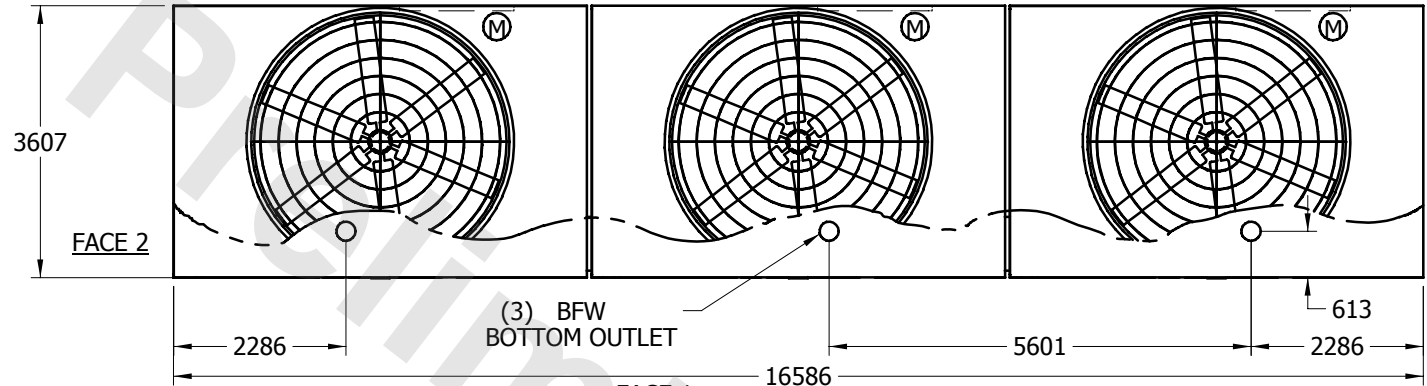
**EVAPCO, INC.**



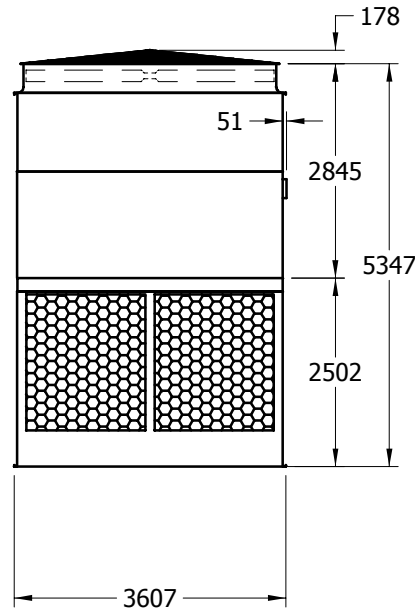
<b>UNIT</b>	<b>COOLING TOWER</b>	<b>MODEL #</b>	PMC-992E	<b>SCALE</b>	NTS	<b>DWG. #</b>	T2125436-MRB-RS	<b>REV.</b>		<b>DATE</b>	4/23/2024	<b>SERIAL #</b>	
-------------	----------------------	----------------	----------	--------------	-----	---------------	-----------------	-------------	--	-------------	-----------	-----------------	--

**NOTES:**

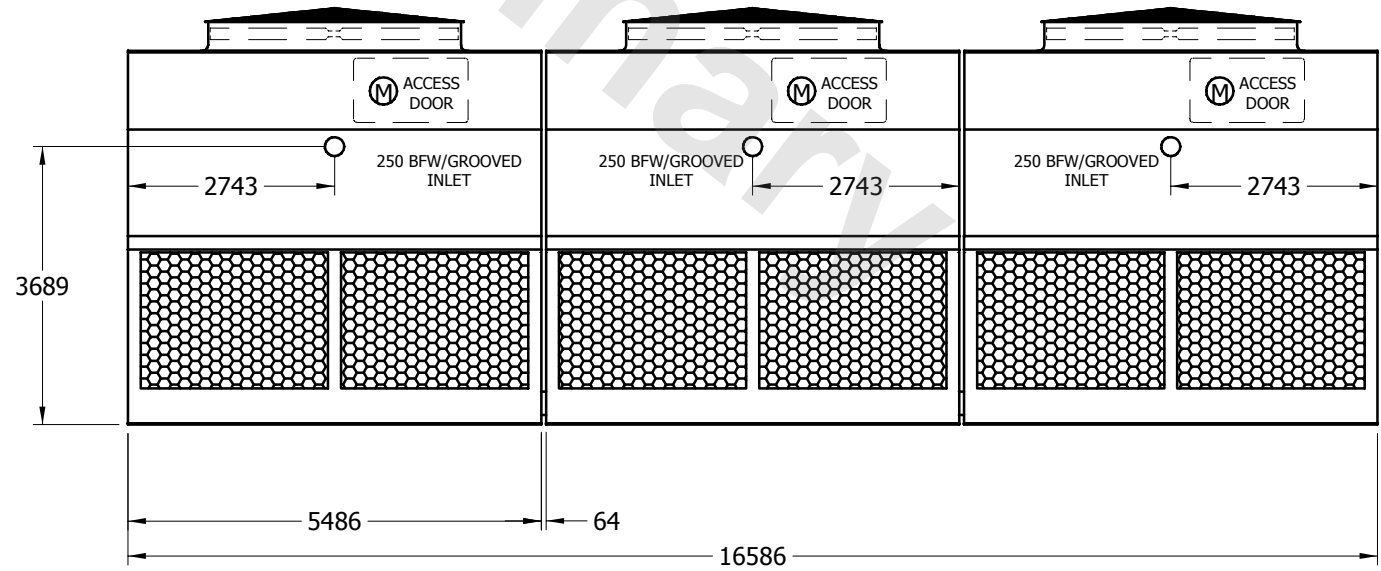
1. (M) - FAN MOTOR LOCATION
2. HEAVIEST SECTION IS UPPER SECTION
3. MPT DENOTES MALE PIPE THREAD  
FPT DENOTES FEMALE PIPE THREAD  
BFW DENOTES BEVELED FOR WELDING
4. + UNIT WEIGHT DOES NOT INCLUDE ACCESSORIES (SEE SEPARATE DRAWINGS FOR ACCESSORIES)
5. 19mm DIA. MOUNTING HOLES. REFER TO RECOMMENDED STEEL SUPPORT DRAWING



**FACE 1**  
**PLAN VIEW**



**FACE 2**



**FACE 1**

<b>SHIPPING WEIGHT</b>	16140	<b>kg +</b>	<b>OPERATING WEIGHT</b>	21285	<b>kg</b>	<b>HEAVIEST SECTION WEIGHT</b>	3640	<b>kg</b>	<b>NO. OF SHIPPING SECTIONS</b>	6
------------------------	-------	-------------	-------------------------	-------	-----------	--------------------------------	------	-----------	---------------------------------	---