

# EVAPCO, INC.

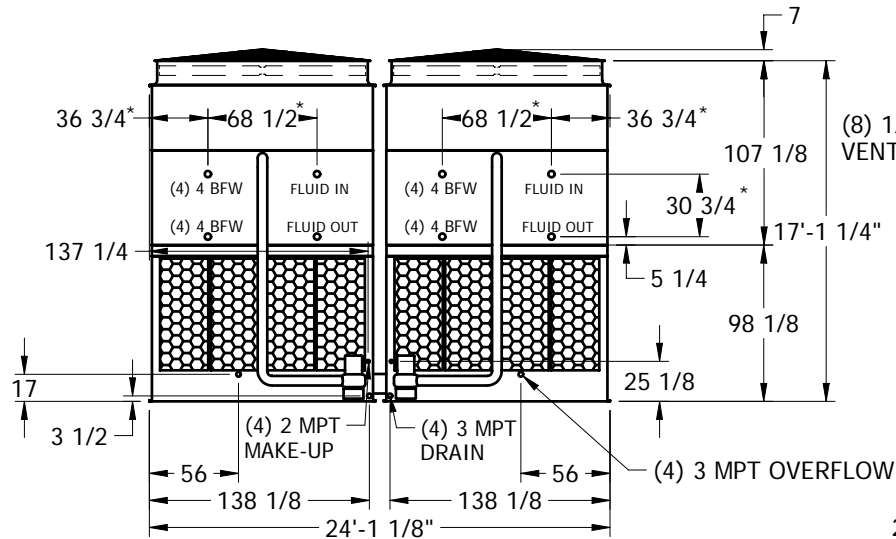
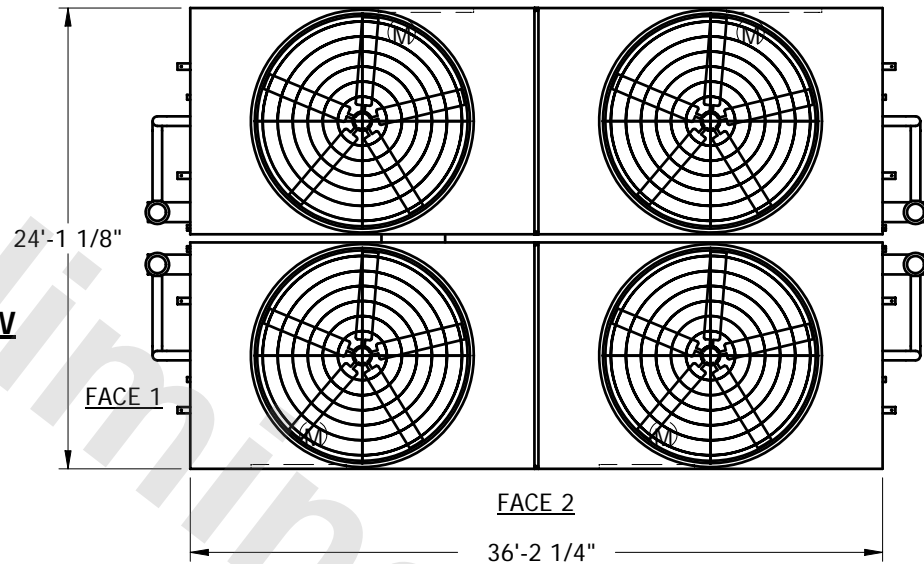


UNIT	CLOSED CIRCUIT COOLER	MODEL #	eco-LRWB 3-2D6-Z	SCALE	NTS	DWG. #	W2243608-ERC-ST	REV.		DATE	5/11/2024	SERIAL #	
------	-----------------------	---------	------------------	-------	-----	--------	-----------------	------	--	------	-----------	----------	--

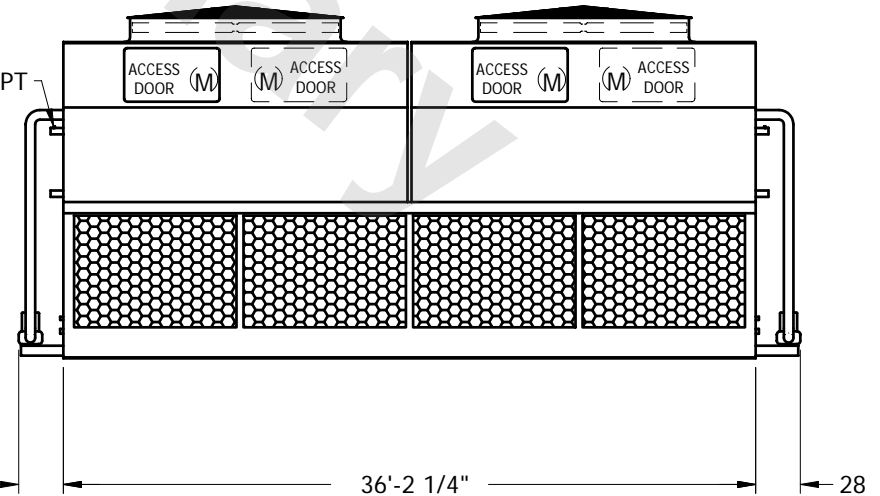
## NOTES:

1. (M)- FAN MOTOR LOCATION
2. HEAVIEST SECTION IS UPPER SECTION
3. MPT DENOTES MALE PIPE THREAD  
FPT DENOTES FEMALE PIPE THREAD  
BFW DENOTES BEVELED FOR WELDING
4. + UNIT WEIGHT DOES NOT INCLUDE ACCESSORIES (SEE SEPARATE DRAWINGS FOR ACCESSORIES)
5. 3/4" DIA. MOUNTING HOLES. REFER TO RECOMMENDED STEEL SUPPORT DRAWING
6. MAKE-UP WATER PRESSURE-20 psi MIN, 50 psi MAX
7. \* - APPROXIMATE DIMENSIONS DO NOT USE FOR PRE-FABRICATION OF CONNECTING PIPING.

## PLAN VIEW



## FACE 1



## FACE 2

SHIPPING WEIGHT	100120	lbs. +	OPERATING WEIGHT	159000	lbs.	HEAVIEST SECTION WEIGHT	21010	lbs.	NO. OF SHIPPING SECTIONS	6
-----------------	--------	--------	------------------	--------	------	-------------------------	-------	------	--------------------------	---