

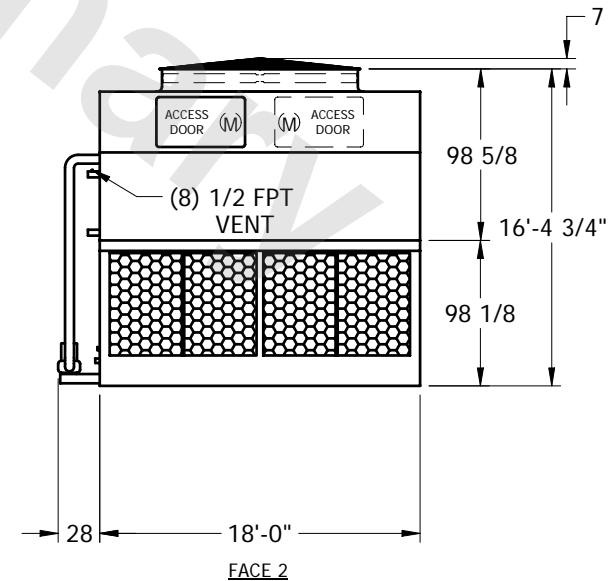
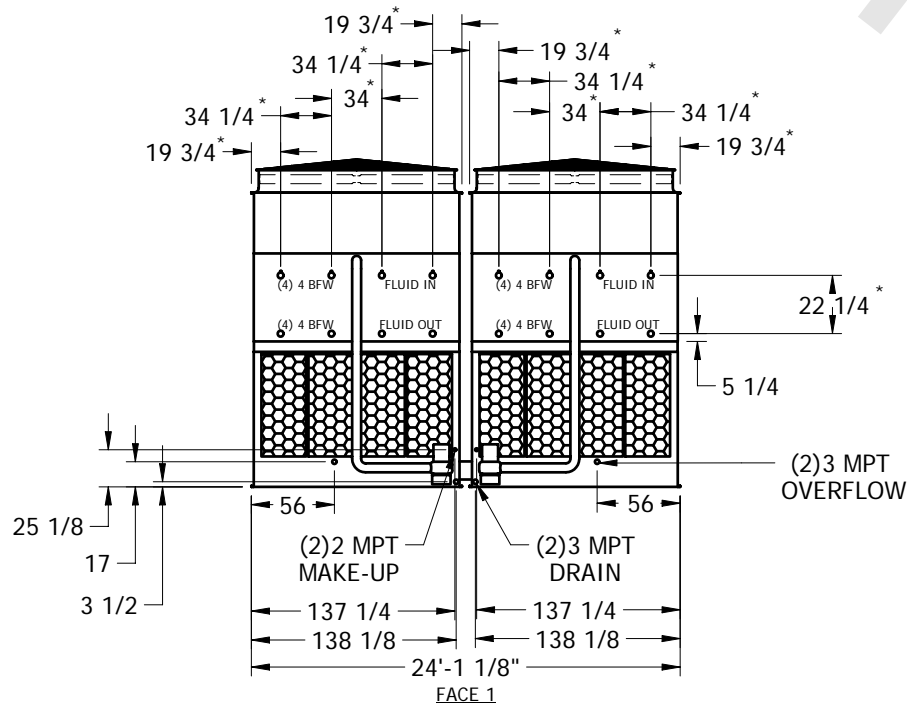
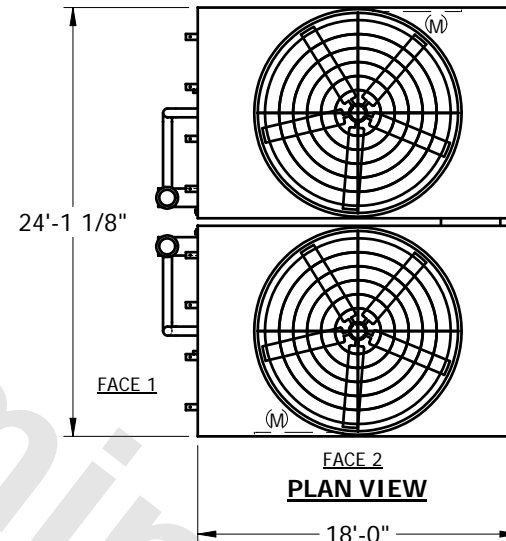
EVAPCO, INC.



| UNIT | MODEL # | SCALE | DWG. # | REV. | DATE | SERIAL # |
|-----------------------|------------|-------|-----------------|------|-----------|----------|
| CLOSED CIRCUIT COOLER | LSTE-10118 | NTS | W2241806-ERB-HF | | 5/18/2024 | |

NOTES:

- (M)- FAN MOTOR LOCATION
- HEAVIEST SECTION IS UPPER SECTION
- MPT DENOTES MALE PIPE THREAD
FPT DENOTES FEMALE PIPE THREAD
BFW DENOTES BEVELED FOR WELDING
- + UNIT WEIGHT DOES NOT INCLUDE ACCESSORIES (SEE SEPARATE DRAWINGS FOR ACCESSORIES)
- 3/4" DIA. MOUNTING HOLES. REFER TO RECOMMENDED STEEL SUPPORT DRAWING
- MAKE-UP WATER PRESSURE-20 psi MIN, 50 psi MAX
- * - APPROXIMATE DIMENSIONS DO NOT USE FOR PRE-FABRICATION OF CONNECTING PIPING.



| | | | | | | | | | | |
|-----------------|-------|--------|------------------|-------|------|-------------------------|-------|------|--------------------------|---|
| SHIPPING WEIGHT | 42540 | lbs. + | OPERATING WEIGHT | 69180 | lbs. | HEAVIEST SECTION WEIGHT | 17320 | lbs. | NO. OF SHIPPING SECTIONS | 4 |
|-----------------|-------|--------|------------------|-------|------|-------------------------|-------|------|--------------------------|---|