

EVAPCO, INC.

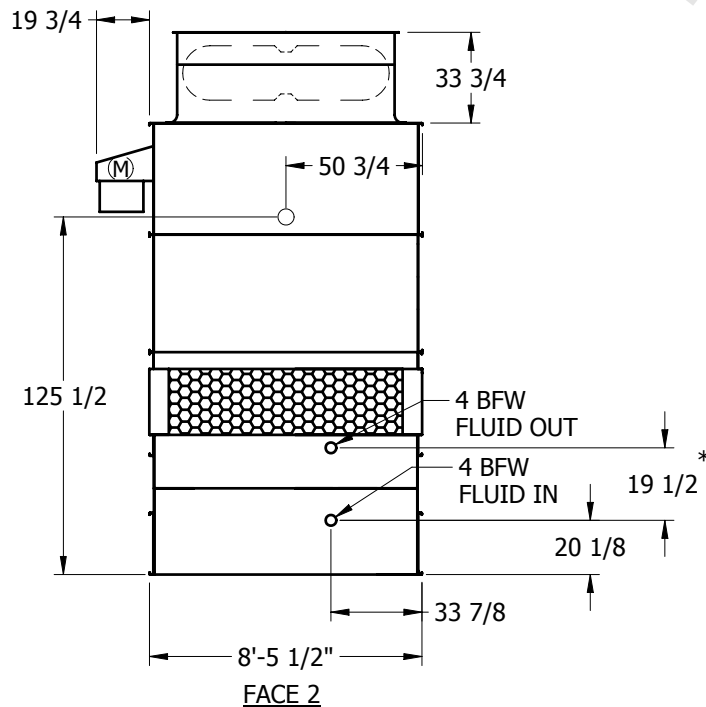
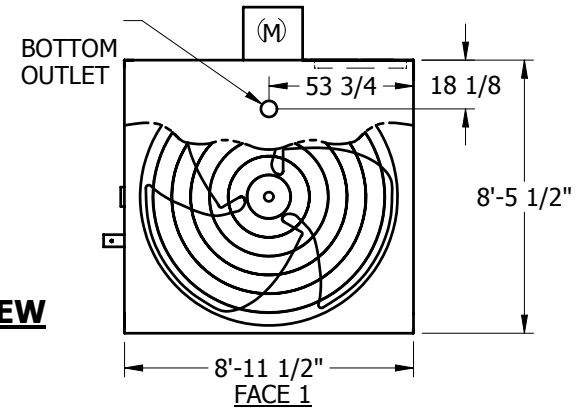


UNIT	CLOSED CIRCUIT COOLER	MODEL #	ATWB 10-3118-Z	SCALE	NTS	DWG. #	WZ09093606-ERA-SRL	REV.		DATE	5/21/2024	SERIAL #	
------	------------------------------	---------	----------------	-------	-----	--------	--------------------	------	--	------	-----------	----------	--

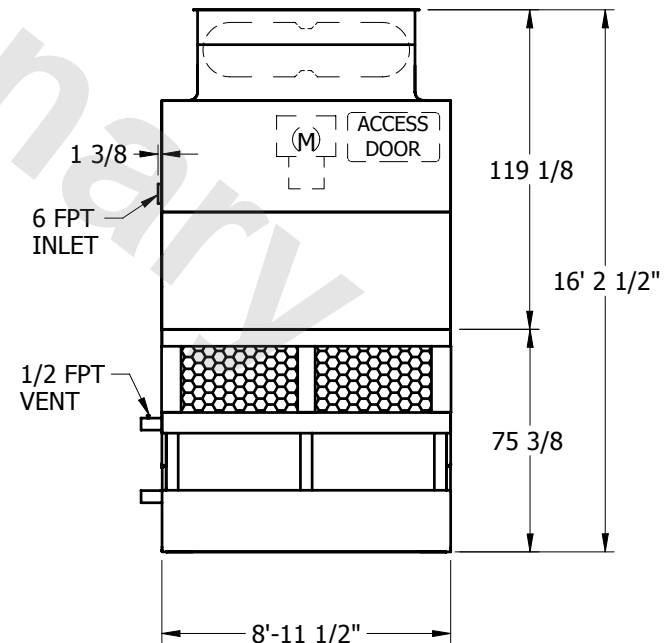
NOTES:

1. (M) - FAN MOTOR LOCATION
2. HEAVIEST SECTION IS LOWER SECTION
3. MPT DENOTES MALE PIPE THREAD
FPT DENOTES FEMALE PIPE THREAD
BFW DENOTES BEVELED FOR WELDING
4. † UNIT WEIGHT DOES NOT INCLUDE ACCESSORIES (SEE SEPARATE DRAWINGS FOR ACCESSORIES)
5. 3/4" DIA. MOUNTING HOLES. REFER TO RECOMMENDED STEEL SUPPORT DRAWING
6. THE SPRAY PUMP SHOULD BE SIZED FOR 650 GPM AND 4 PSIG AT THE INLET CONNECTION
7. * - APPROXIMATE DIMENSIONS DO NOT USE FOR PRE-FABRICATION OF CONNECTING PIPING

**FACE 2
PLAN VIEW**



FACE 2



FACE 1

SHIPPING WEIGHT	8105	lbs.†	OPERATING WEIGHT	10215	lbs.	HEAVIEST SECTION WEIGHT	4855	lbs.	NO. OF SHIPPING SECTIONS	2
-----------------	------	-------	------------------	-------	------	-------------------------	------	------	--------------------------	---