

# EVAPCO, INC.



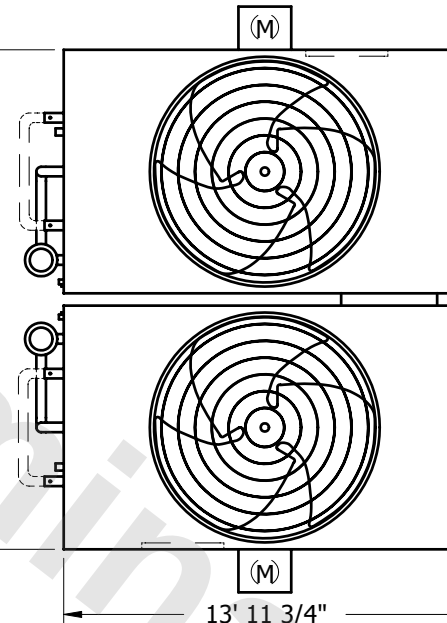
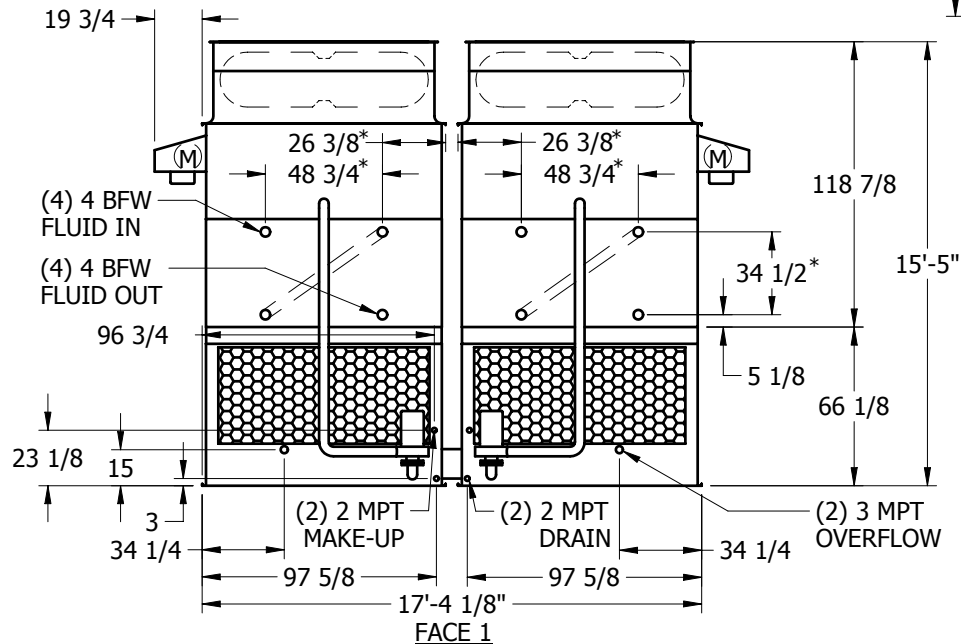
UNIT	CLOSED CIRCUIT COOLER	MODEL #	AT 124-4O30-EV	SCALE	NTS	DWG. #	W2171410-ERA-SLSF	REV.		DATE	5/14/2024	SERIAL #	
------	-----------------------	---------	----------------	-------	-----	--------	-------------------	------	--	------	-----------	----------	--

## NOTES:

1. (M)- FAN MOTOR LOCATION
2. HEAVIEST SECTION IS UPPER SECTION
3. MPT DENOTES MALE PIPE THREAD  
FPT DENOTES FEMALE PIPE THREAD  
BFW DENOTES BEVELED FOR WELDING
4. + UNIT WEIGHT DOES NOT INCLUDE ACCESSORIES (SEE SEPARATE DRAWINGS FOR ACCESSORIES)
5. 3/4" DIA. MOUNTING HOLES. REFER TO RECOMMENDED STEEL SUPPORT DRAWING
6. MAKE-UP WATER PRESSURE-20 psi MIN, 50 psi MAX
7. \*- APPROXIMATE DIMENSIONS DO NOT USE FOR PRE-FABRICATION OF CONNECTING PIPING
8. SERIES FLOW PIPING AND AUX. CROSSOVER DRAIN BY OTHERS

FACE 1

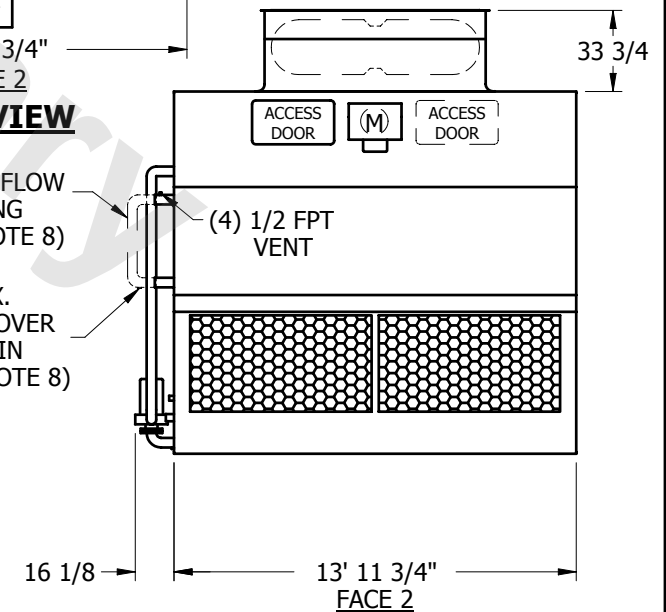
17'-4 1/8"



PLAN VIEW

SERIES FLOW PIPING  
(SEE NOTE 8)

AUX.  
CROSSOVER  
DRAIN  
(SEE NOTE 8)



SHIPPING WEIGHT	32020	lbs. +	OPERATING WEIGHT	48080	lbs.	HEAVIEST SECTION WEIGHT	13990	lbs.	NO. OF SHIPPING SECTIONS	4
-----------------	-------	--------	------------------	-------	------	-------------------------	-------	------	--------------------------	---