

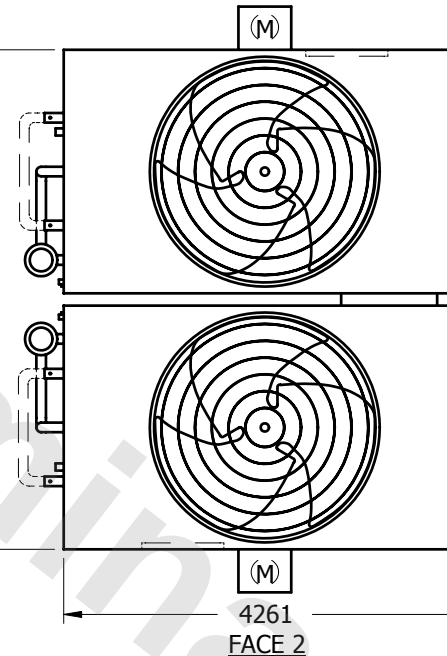
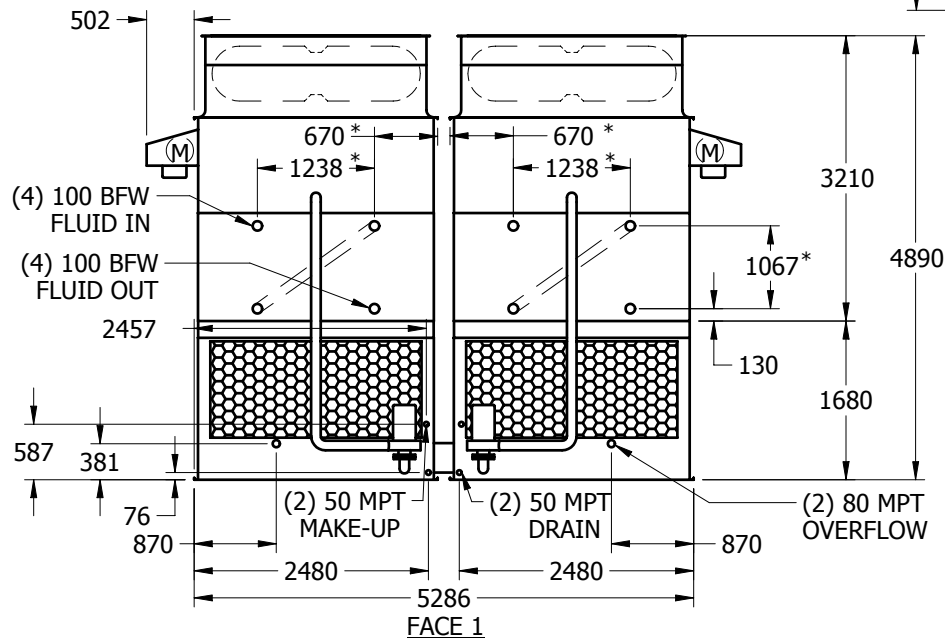
EVAPCO, INC.



UNIT	CLOSED CIRCUIT COOLER	MODEL #	AT 124-4O30-EV	SCALE	NTS	DWG. #	W2171412-MRA-SLSF	REV.		DATE	5/14/2024	SERIAL #	
------	-----------------------	---------	----------------	-------	-----	--------	-------------------	------	--	------	-----------	----------	--

NOTES:

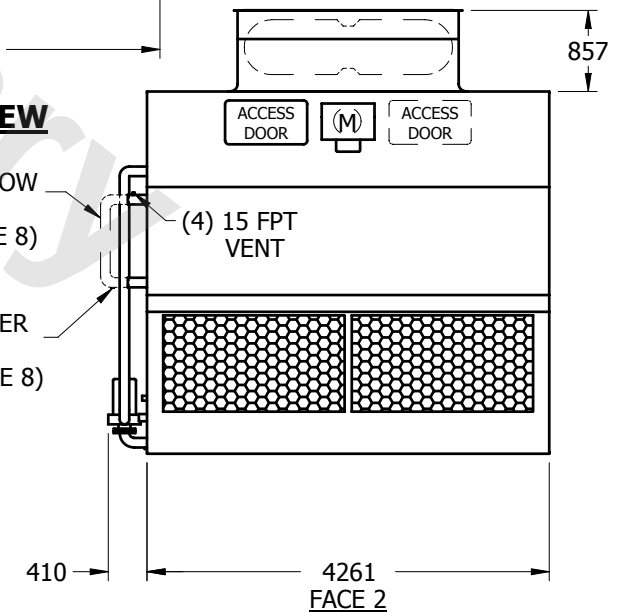
1. (M)- FAN MOTOR LOCATION
2. HEAVIEST SECTION IS UPPER SECTION
3. MPT DENOTES MALE PIPE THREAD
FPT DENOTES FEMALE PIPE THREAD
BFW DENOTES BEVELED FOR WELDING
4. + UNIT WEIGHT DOES NOT INCLUDE ACCESSORIES (SEE SEPARATE DRAWINGS FOR ACCESSORIES)
5. 19mm DIA. MOUNTING HOLES. REFER TO RECOMMENDED STEEL SUPPORT DRAWING
6. MAKE-UP WATER PRESSURE-137 kPa MIN, 344 kPa MAX
7. *- APPROXIMATE DIMENSIONS DO NOT USE FOR PRE-FABRICATION OF CONNECTING PIPING
8. SERIES FLOW PIPING AND AUX. Crossover DRAIN BY OTHERS



PLAN VIEW

SERIES FLOW PIPING
(SEE NOTE 8)

AUX.
CROSSOVER
DRAIN
(SEE NOTE 8)



SHIPPING WEIGHT	16425	kg +	OPERATING WEIGHT	24380	kg	HEAVIEST SECTION WEIGHT	7295	kg	NO. OF SHIPPING SECTIONS	4
-----------------	-------	------	------------------	-------	----	-------------------------	------	----	--------------------------	---